


2120-K



- power to lift




LOADING GROUP HC1/HD5/B3		2120-K2	2120-K3	2120-K4	2120-K5	2120-K6	2120-K7	2120-K8
Type								KX+
TECHNICAL DATA								
Load moment	tm	19.5	19.1	18.6	18.1	17.7	17.2	17.0
Hydraulic reach	m	8.3	10.3	12.5	14.8	17.2	19.4	21.7
Slewing torque	kgm				2424			
Slewing angle	°				400			
Working pressure	bar				345			
Weight excl. stabilizers	kg	1840	1995	2180	2320	2445	2550	2635
Weight of stabilizer legs, standard	kg				275			
Pump performance	l/min				55-100			
Oil tank capacity, tank fitted on crane	l				90			
Power consumption	kW				32-58			
GEOMETRY								
Height above mounting surface, folded	mm				2295			
Width, folded	mm				1005			
Length of crane, no extra valves	mm	885	885	885	885	885	995	995
Lifting height 1 m from column	m	2.7	2.7	2.6	2.5	2.4	2.3	2.2
Dual Power Plus link arm system					yes			
Over-bending on crane	°				15			
Over-bending on Fly-Jib	°		20	20	20			
CONTROL MODE								
Radio remote control of crane					Basic*			
Manual operation of stabilizer functions					Basic*			
Remote control box with HMF InfoCentre					Option			
Remote control box, linear control levers (L) or joysticks (J)					L / J*			
Stand-up controls with bracket for radio remote control box					Option*			
Top seat on column with bracket for remote control box					Option*			
CONTROLS								
RCL 5300 Safety System					Basic*			
Proportional control valve type (-d) for radio remote control					Basic*			
Dual control of stabilizer functions (crane)					Basic*			
Electronic speed adaptation system HDL-d					Basic*			
OPTIONS: HYDRAULIC EQUIPMENT								
Oil cooler					Option*			
Fly-Jib 350 with 3 or 4 hydr. extensions					Option			
Fly-Jib 600 with 3 or 4 hydr. extensions			Option	Option				
1500 kg or 2500 kg hydraulic winch on the crane					Option*			
1500 kg or 2500 kg hydraulic winch led via the Fly-Jib				Option	Option			
Radio remote controlled stabilizer functions					Option*			
Extra valves in hose guides		Option	Option	Option	Option	Option		
Extra valves in hose reels internally in the jib extensions		Option	Option	Option	Option	Option		
Extra valves in external hose reels							Option	Option
90 l oil tank mounted on the crane					Option*			
OTHER EQUIPMENT								
Number of manual extensions				3	3	3	2	1
Work light on crane					Option*			
Work light on Fly-Jib			Option	Option	Option			
1 or 2 extra valves on Fly-Jib in hose reels			Option	Option	Option			



Fly-Jib

HMF provides different types of Fly-Jibs that may be equipped with e.g. hydraulic winch or extra valves.



180° swing-up stabilizer leg

Swing-up stabilizer leg to 180° with or without radio remote control.



HMF InfoCentre

The HMF InfoCentre continuously informs the operator about the current load moment and condition of the crane.



Double link arm system

The HMF dual Power Plus link arm system has an excellent lifting capacity at long reach and in high positions as well as it makes it possible to lift a heavy load close to the column.



Immaculate finish - year after year

HMF does not compromise on the surface treatment. This is made possible thanks to HMF's Zetacoat pre-treatment followed by EQC powder coating, ensuring that corrosion never takes over. We guarantee that you obtain the best imaginable paint quality - a quality that never fades and that can withstand damage.



Extra valves with variation

A well-known and usual hose routing to the end of the extensions means that 1 or 2 extra valves are fed in sturdy hose guides alongside the jib extension system. If further efficient protection of the hoses is required, 1 or 2 extra valves can be fed in internal hose reels and lie particularly well protected. In case of more than 6 hydraulic extensions or a reach of approx. 17 m, 1 or 2 extra valves will be fed in external, smooth-running and efficient hose reels.



EVS - active securing of stability

HMF's patent pending stability safety system, EVS, is continuously taking into account the current load on the vehicle so that crane and truck are in perfect balance. As the system includes the load on the truck body as a part of the tare weight of the vehicle, it means that you actually obtain a considerably larger working area with a load on the truck body - thanks to EVS. This means that you obtain both an extraordinary high level of safety and larger capacity with EVS.



HMF radio remote control

The HMF radio remote control is part of a unique operation and safety system (TCC - Total Crane Control), which provides the operator with all advantages and possibilities for operating the crane functions and important safety functions on the HMF RCL Safety System. By means of the remote control box you can carry out many tasks besides operating the crane, independent of a fixed control position.




- power to lift



HMF 2120-K2



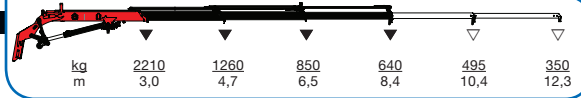
HMF 2120-K3



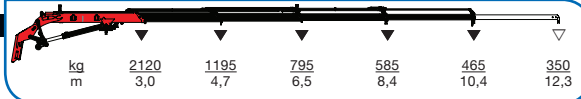
HMF 2120-K4



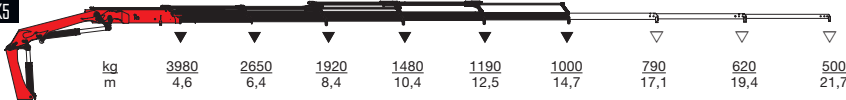
HMF FJ600-K3



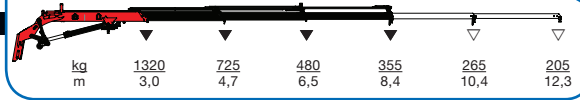
HMF FJ600-K4



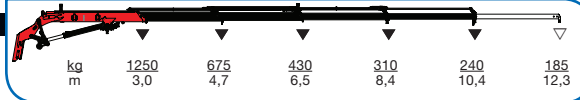
HMF 2120-K5



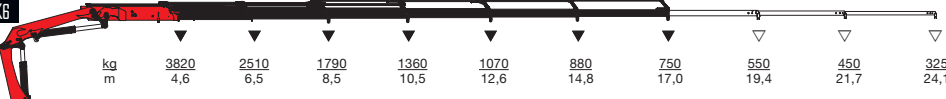
HMF FJ350-K3



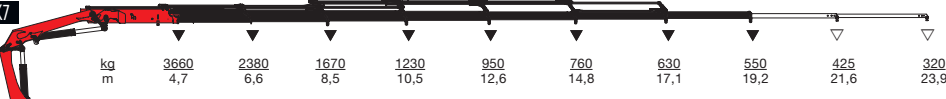
HMF FJ350-K4



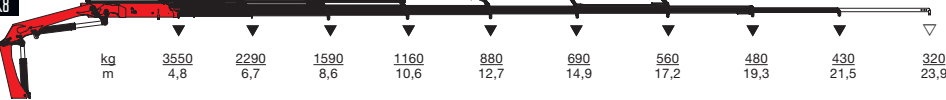
HMF 2120-K6



HMF 2120-K7



HMF 2120-K8



▼ Lifting capacity, no manual extensions
 ▽ Lifting capacity with manual extensions

Z008680-01

We reserve the right to introduce improvements and modifications



- power to lift

HMF Group A/S

Oddervej 200 · DK-8270 Højbjerg
Tel.: +45 8627 0800 · Fax: +45 8627 0744 · info@hmf.dk

www.hmf.dk